

SEPTEMBER 2018

Dr. A.T. LEATHERBARROW PRIMARY

Dream Achieve Teach Learn

Our Code of Conduct is: **Be Kind - Be Safe - Be Responsible - Be Respectful.**

Our focus for **September and October** is Be Safe. We will be learning about bus safety, fire safety, and how to be safe at home and at school.

We would like to take this opportunity to welcome all new students and families to Dr. Leatherbarrow Primary and to welcome back all of our former students! We are looking forward to working with all students and their families this year.

We also want to extend a warm welcome to our new staff members.

These individuals join a dedicated, talented teaching and support staff who are committed to providing positive educational experiences for all of our students.

122 School Street

Hampton, NB E5N 6B2

832-6022 (Office)

Elaine.Hebert@nbed.nb.ca (E-Mail)

1-855-535-7669 (SNOW)

<http://www.asd-s.nbed.nb.ca>

(District Website)

<http://web1.nbed.nb.ca/sites/ASD-S/1940/pages/default.aspx>

(School Website)



School Supplies Fee:

Our School Supplies Fee is \$60 payable by Sept. 30th.

You can pay by cheque, cash or online. Please visit our school website for information on how to pay online.

If you are unable to pay all of this fee by Sept. 30, please contact the office and we would be happy to set up a payment plan for you.

This fee covers supplies such as notebooks, duotangs, glue, pencils, erasers, crayons, pencil cases, rulers, scissors, loose leaf, etc. which the school has purchased and provided to each student.

The staff who work with your children are:

Mrs. Jardine, Principal Ms Creighton, Vice Principal

Mrs. Hebert, Administrative Assistant

Kindergarten

Mrs. Allaby
Mrs. Kingston
Mrs. Landry
Mrs. Walsh

Grade 1

Mrs. Davis
Mrs. Waddell

Grade 2

Mrs. Boyle
Mrs. Kierstead
Mrs. Peters

Grade 1 FI

Mme. Arnold
Mlle. Ferguson
Mme. White

Educational Assistants

Mrs. Daigle
Mrs. Huelin
Mrs. Lemieux
Mrs. Long
Mrs. O'Leary
Mrs. Paquet
Mrs. Rattray
Mrs. Tayes
Mrs. Wilson

Phys. Ed. Specialist

Mrs. Brenton

Music Specialist

Mr. Britten

Guidance

Mrs. Veniot

Resource

Ms. Creighton
Ms. Brown

Custodians

Mrs. Ricketson
Mrs. Harris

All schools in
Anglophone South
District are
Peanut/Nut Free
& Scent Free





Meet-the-Teacher / Cornboil

Thanks to those who were able to attend our Meet the Teacher and Corn Boil Evening on August 30th! We hope you enjoyed getting to meet the teacher as well as enjoying some social time. Thanks to the Home and School Association for organizing the corn boil!

Look What Your Child Can Do! Curricular Expectations Night

Now that you have met your child's teacher, please join us on October 4 from 6:30-7:15 to find out about the curricular expectations of their new grade. You will learn what your child can currently do, what they need to be able to do by the first report card and what they need to be able to do by the end of the year.



Safe Arrival: New Starting September 10th

One of our greatest priorities is ensuring that all our students arrive safely at school each and every day. ASD-S is introducing **a new, more efficient** student absence reporting system called **Safe Arrival**. This new system will reduce the time it takes to verify student attendance, make it easy for you to report your child's absence and easy for staff to respond to unexplained student absences.

With **Safe Arrival**, you are asked to report your child's absence in advance using any of these 3 convenient methods:

Using your mobile device, download and install the **SchoolMessenger app** from the Apple App Store or the Google Play Store (or from the links at <https://go.schoolmessenger.ca>). The first time you use the app, select **Sign Up** to create your account. Select **Attendance** then **Report an Absence**.

Use the Safe Arrival website, <https://go.schoolmessenger.ca>. The first time you use the website, select **Sign Up** to create your account. Select **Attendance** then **Report an Absence**.

Call the toll-free number **1-833-219-9065** to report an absence using the automated phone system.

These options are available 24 hours/day, 7 days a week. Future absences can be reported at any time.

In addition, we will use the **SchoolMessenger Communicate** automated notification system to contact parents whose child is absent when the absence was not reported in advance. The automated notification system will attempt to contact parents at multiple contact points until a reason is submitted for the absence. If our system is unable to reach the designated contacts, office staff will follow up.

If you report your child's absence in advance using the **Safe Arrival** toll-free number, website or mobile app, you will NOT receive these notifications.

Starting **September 10th**, please report absences in advance using **Safe Arrival** instead of sending notes or calling/emailing the school.

Thank you for your patience and cooperation as we implement this new system.



Attendance Matters

Every day makes a difference! You make a difference!

It starts in the early years and has a positive impact on all learning.

For more information on the importance of attendance and for the District attendance policy, please see our website under the Attendance Matters tab.

HOME AND SCHOOL

Greetings from your Home and School Association. It was nice to see all the familiar faces at the back to school corn boil as well as new ones. Soon you will receive your Dielman's 2018 fundraising brochure. Please return these to your child's teacher by September 21st.


Our first home and school meeting of the year is Thursday September 27th AT 6:30 in the school staff room. The home and school association is open to anyone who would like to get involved with our fundraising efforts. We meet for 1 hour monthly. We have vacant positions on our board which we will be electing at our first meeting.

Thanks to your support of our Inclusive Learning and Play fundraisers, we are very excited to announce that we have begun purchasing resources and equipment for a sensory room in our school! This room can be used by any student in the school who needs to take a sensory break from the classroom so that they can feel more calm, interact more positively and be more ready to learn. In addition to the sensory room, we wish to make our playground more inclusive. If you are interested in our inclusive playground plan, please come to our **Home and School Meeting on Thursday, Sept. 27 at 6:30pm.**

Security and Safety

Your child's safety is of paramount importance. For security, safety and for the protection of instructional time, the following procedures have been put into place at D.A.T.L.:

- If you are driving your child, he/she **cannot** be dropped off anytime before 7:50 a.m. as no one will be on duty to supervise until that time. In order to be ready for the beginning of the day, he/she must be in the school **no later than 8:20 a.m.**
- After the first week, teachers request that you refrain from accompanying your child to the classroom in the morning. This is to foster independence.
- If you are arriving at the school to volunteer or to attend a meeting and are moving beyond the front lobby, please sign in and wear a Visitor's Badge.
- If you are picking up your child **before** the end of the day, please come to the office and Mrs. Hebert will get your child and meet you in the lobby. You or anyone you have designated to pick up your child may be asked to show ID.
- Please let us know if you are picking up your child **after** school. Your child will be dismissed with "Group 4" students (after bus loading) at approximately 2:00 p.m. You are welcome to wait outside or in the lobby.
- When delivering something to your child, we ask that it be left at the office and it will be delivered. This reduces interruptions in classroom activities.
- All visitors must enter and exit through the front entrance. All other doors are emergency exits only.





Medication & Health Services at School


Please provide your child's teacher with any important medical information about your child on the Student Information Form. Parents of a child who has a severe medical condition (for example, severe allergy that requires an Epi-pen; diabetes; severe asthma) must contact us and fill out an Essential Routine Services and Emergency Plan form and/or an Extreme Allergy Management and Emergency Plan form. Your child's safety is our first priority.

School Photos



Harvey Studios will visit us on **Friday, September 21**, to take school photos. Proofs will be sent home with various package options. There is no obligation to purchase photos.

School Hours

- 8:20 -  Bell work
- 8:25 - All students should be in their classrooms; Morning announcements
- 8:30 - Instruction begins
- 10:30 - 10:45 - Outdoor supervised recess
- 10:50 - 11:50 - Instruction
- 11:50 - 12:20 - Outdoor lunch recess
- 12:20 - 12:40 - Eat lunch
- 12:45 - Afternoon instruction
- 1:45 - Get ready for home
- 1:50 - Begin to load buses

School Clothes

Please be sure your child is properly dressed for the weather. Children go outdoors for exercise and fresh air at recess and noon except in extremely inclement weather (pouring rain or extreme cold). Outdoor play provides a physical and mental health break for the children.

The teachers would like the children to have an extra set of clothes so that they can change into dry clothes if they get wet.



Contacting Teachers

We strive to maintain a close and cooperative relationship with our families. We are happy to talk to you about questions or concerns that you may have.

The best time to contact a teacher is after 2:00 p.m. as it is very difficult for teachers to try to give matters their full attention during instruction time.

Please do not email your child's teacher with anything that requires immediate attention as it is often not checked during instructional hours.



Snacks and Lunches

Please send easy-to-eat, healthy snacks and lunches. Our teachers are conscious of teaching children about healthy food choices and will encourage them to eat their healthy choices first. Please note that children will not have access to a fridge or microwave.

White Milk

White milk is 50¢ .
Milk is available beginning on **Monday, October 1**
A milk order and payment form will be sent home on Monday, September 24
Orders are due on Thursday, September 27, at 2:30 p.m.

Please note: No late orders will be accepted.




Hot Lunch



The Department of Education will be implementing a new Healthy Eating/Nutritional Policy this year. A link to the policy is on our school website. We will be working with vendors to determine how to be in compliance with this new policy during the month of September with the hope of being able to offer hot lunch in October.

Information Forms-Emergency Plans

Thank you for returning this year's student information forms to your child's teacher as soon as possible. It is very important that we have up-to-date information.



School Traffic

The front of the school is a bus loading and unloading zone. Parents driving their child to school may stay in the line of buses and cars to drop off their child. Parents may stop (but not park) in the designated area outside the kindergarten wing marked with pylons. This is a no idling zone. Parents may also stop farther along the road towards the hill going up to Hampton Middle School. Parents who park in the main parking lot must escort their child across the crosswalk.

In the afternoon, the children load the buses at the school entrance beginning at 1:50.


Students who are picked up by parents or other caregivers are dismissed following the last bus at approximately 2:00 p.m.

If you need to pick up your child after school for an appointment and must get away before the buses, it is best to come before 1:45 and park up the hill beyond the kindergarten modulars. That way you can leave without being halted by the buses. **Please send a note for any change in afterschool routine.** Please do not park right in front of the modulars. The road from Hampton Elementary and up to the Middle School is a **one-way exit only.**



Bus Information

The District Policy states that a child's home address is his/her primary bus address, and that any other drop off or pick up location (e.g. a daycare, a sitter's home) is an alternate bus address. **Parents can name one alternate bus address as long as that location is used on a regular basis (e.g. Every-day or each Monday and Wednesday).** We cannot ensure safety of the students at this young age if their bus routine isn't consistent. If you work shift work or irregular work hours, please understand that it is confusing to the bus drivers, the staff and students if the bus routine is not consistent. Forms are available at the school office for parents to indicate their need for an alternate bus address. District policy does not allow parents to send their child on a different bus to attend birthday parties or play at a friend's house after school. It is important that parents keep teachers fully informed about changes in bus routines. **Without written authorization from a parent, children will be sent home on their regular bus.**



Listening

D.A.T.L. students are learning about school rules and expectations, and listening is one of the most important skills. They are taught how to "give me five" which consists of five steps to effective listening.

The teacher gives a visual cue by holding up an open hand and says "give me five." Students soon recognize the hand-up signal means it's time to listen and often do not need the verbal reminder.

Give Me Five

- 1) eyes on the speaker
- 2) voices off
- 3) bodies still
- 4) hands free
- 5) ears listening



Guidance Corner



Hello! I'm Mrs. Veniot!



I have taken on the role of guidance counsellor, sharing my time between Dr. A.T. Leatherbarrow and Hampton Elementary School. My start to this new role will be relatively short-lived, as I will be starting a maternity leave in November. With this being said, I see the next 2.5 months as a great opportunity to get to know your child, and to provide them with strategies to help facilitate their academic and personal growth and development.

Counselling is a passion of mine. I graduated from the University of New Brunswick with a M.Ed. in Counselling and Psychotherapy in 2015, and have spent my time since graduating honing in on my counselling skills. I have experience counselling in various settings, as well as with various age groups.

Being bilingual, I plan to deliver the counselling curriculum to a number of the French Immersion classes in French. One-on-one and group counselling sessions will be conducted in English.

For the month of September, I will be teaching the students the concept of kindness. School-wide activities on kindness will also be conducted so as to underline the Becca Schofield Day, which occurs on the third Saturday of every September. This special day, which was recently established by the Legislative Assembly, will help highlight this young woman's extraordinary efforts in advocating for goodwill and kindness. Watch for your child's act of kindness heart to come home next week.

If you have any questions or concerns, please do not hesitate to contact me by phone or email:

506-832-6022 (DATL)

506-832-6021 (HES)

Use Your W.I.T.S!

This year, we will be continuing the W.I.T.S. Program:

Walk Away, Ignore, Talk it Out, Seek Help.

These are skills that will protect our students now and will lay the foundation for years when bullying may become more prevalent. The program will also provide a common language for families and children to discuss conflict resolution. If you would like to be a WITS Community Leader, we'd love to have you! Please contact the school.





SPEAKING OF SPEECH AND LANGUAGE...

(FROM THE ASD-S SPEECH-LANGUAGE PATHOLOGY DEPARTMENT)

What is Phonemic Awareness?: Phonemic awareness is the ability to *hear and manipulate* individual sounds in words and is a component of *phonological awareness*. Children must first understand that words are made up of separate *speech sounds* that can be blended together to make words before they can make sense of using the alphabet to read and write. Research has identified phonemic awareness and letter knowledge as the best two predictors of how well a child will learn to read during the first two years of school (National Reading Panel, 2000). Children who develop strong phonemic awareness skills at an early age are more likely to become fluent readers and better spellers than children who do not. **Phonemic awareness is NOT phonics!**

What is Phonological Awareness made of?

Rhyme and Alliteration
<ul style="list-style-type: none"> • Enjoying and reciting learned rhyming words or alliterative phrases in familiar storybooks or nursery rhymes.
Syllable Awareness
<ul style="list-style-type: none"> • Counting, tapping, blending, or segmenting a word into syllables.
Onset and Rime
<ul style="list-style-type: none"> • The ability to produce a rhyming word depends on understanding that rhyming words have the same rime. Recognizing a rhyme is much easier than producing a rhyme.
Phoneme Awareness
<ul style="list-style-type: none"> • Identify and match the initial sounds in words, then the final and middle sounds (e.g., "Which picture begins with /m/?"; "Find another picture that ends in /r/"). • Segment and produce the initial sound, then the final and middle sounds (e.g., "What sound does zoo start with?"; "Say the last sound in milk"; "Say the vowel sound in rope"). • Blend sounds into words (e.g., "Listen: /f/ /ee/ /t/. Say it fast"). • Segment the phonemes in two- or three-sound words, moving to four- and five-sound words as the student becomes proficient (e.g., "The word is eyes. Stretch and say the sounds: /i/ /z/." [Only 2 sounds!]). • Manipulate phonemes by removing, adding, or substituting sounds (e.g., "Say smoke without the /m/").

How do I practice Phonemic Awareness?

Sound Identification	Segmenting	Blending	Manipulating
<ul style="list-style-type: none"> • Have a sound scavenger hunt. Give your child a bag and ask him/her to find as many things around the house that begin with a certain sound. • Play "I spy" with beginning sounds of words "I spy something that begins with /t/". 	<ul style="list-style-type: none"> • Play Head, Shoulders, Knees and Toes with sounds. Say a word and have your child touch his/her head for the first sound, shoulders for the second sound, and knees for the third while saying each sound. • Jump for Sounds. Say a word and have your child jump for each sound in the word while saying the sound. 	<ul style="list-style-type: none"> • Simon Says. Give a segmented action word (Pausing between each <i>sound</i>, NOT letter!). 'Simon says 'j-uh-m-p', 'c-l-a-p'. The child blends the sounds, says the action word and does the action. • What's in the bag. Create a mystery bag of objects. Give a clue about what is in the bag (e.g. 'There is something in my bag that sounds like 'd-uh-k'). The child gets the item if they guess the word! • What am I thinking of? Say a segmented word ('m-ah-t'). Take turns guessing what the word is. This is a great car game! 	<ul style="list-style-type: none"> • Sound Play Songs. <i>E.g. Willaby wallaby. Apples and Bananas. Banana Fana Fo Fana. The name game. Create new songs: Head and Shoulders → Bed and Boulders, Bees and Bows.</i> • Car game. Ask your child to say a word without one of its sounds, e.g. Say <i>mice</i> but don't say /m/ [<i>ice</i>]. • Joke and Riddles. <i>What do you have if you put ducks in a box? A box of quackers.; What is a ghost's favourite dessert? Boo-berry pie!</i>